

Patient record is easily created with 3 entries: last name, first name, and date of birth.

Progressive Chiropractics, Inc.
618 E. South St.
#500
Steamboat Springs, CO 80477
(303) 555-1212

Patient: Ms. Mariya Balaban
Date of Loss/Onset: 7/29/2013
SSN XXX-XX-XXXX
Date of Exam 12/26/2013
Insurer United Healthcare
Date of Birth: 3/20/1976

Medical necessity statement specifically written for muscle testing.

FUNCTIONAL AND STRUCTURAL ASSESSMENTS

Individual physical test measurements and their calculated values are listed below. The first examination serves as a starting point or baseline for comparison, with subsequent test measurements documenting change over time. In this manner, test scores and functional assessments are used as outcome measures.

A COMPUTERIZED COMPARATIVE MUSCLE STRENGTH TEST (CCMT) procedure was performed in order to determine asymmetry in muscle strength and/or to quantify muscle strength loss as noted on the subjective muscle strength test. These muscle strength losses of the upper and/or lower extremities indicate neurological facilitation resulting from trauma to the cervical and/or lumbar spine. According to Bohannon et al [Bohannon, RW and Andrews, AW; Perpetual and Motor Skills, 1999, 89, 878-880], the difference in strength between sides is typically less than 6%.

First section shows comparison of first test date and last test date calculating the difference between sides and improvement on either side.

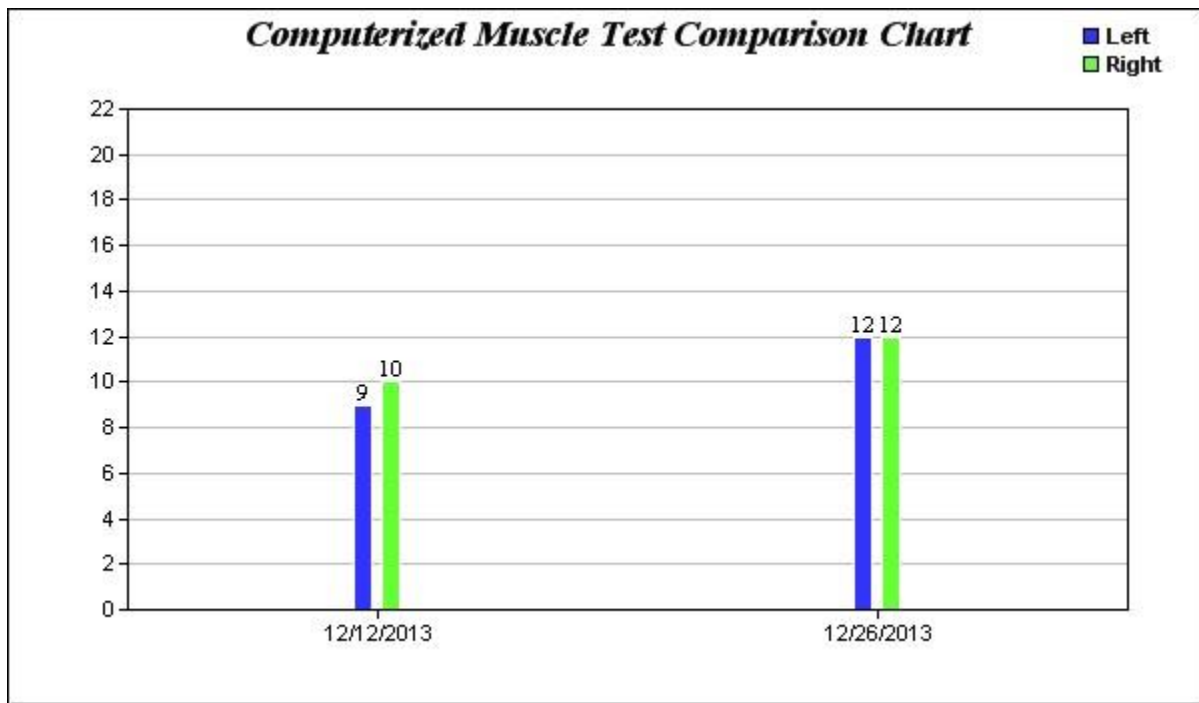
MUSCLE TEST COMPARISON REPORT

Splenius Capitis / Cervicis/Semispinalis Capitis / Cervicis Session Detail

12/12/2013			12/26/2013				
LEFT OR UNILATERAL	RIGHT	%DIFFERENCE	LEFT OR UNILATERAL	RIGHT	%DIFFERENCE	LEFT % IMPROVEMENT	RIGHT % IMPROVEMENT
9	10	10 %	12	12	0 %	33 %	20 %

Splenius Capitis / Cervicis/Semispinalis Capitis / Cervicis Comparison Detail

DATE	LEFT	RIGHT	%IMPROVEMENT LEFT	%IMPROVEMENT RIGHT
12/12/2013	9	10	n/a	n/a



12/26/2013	12	12	%	%
------------	----	----	---	---

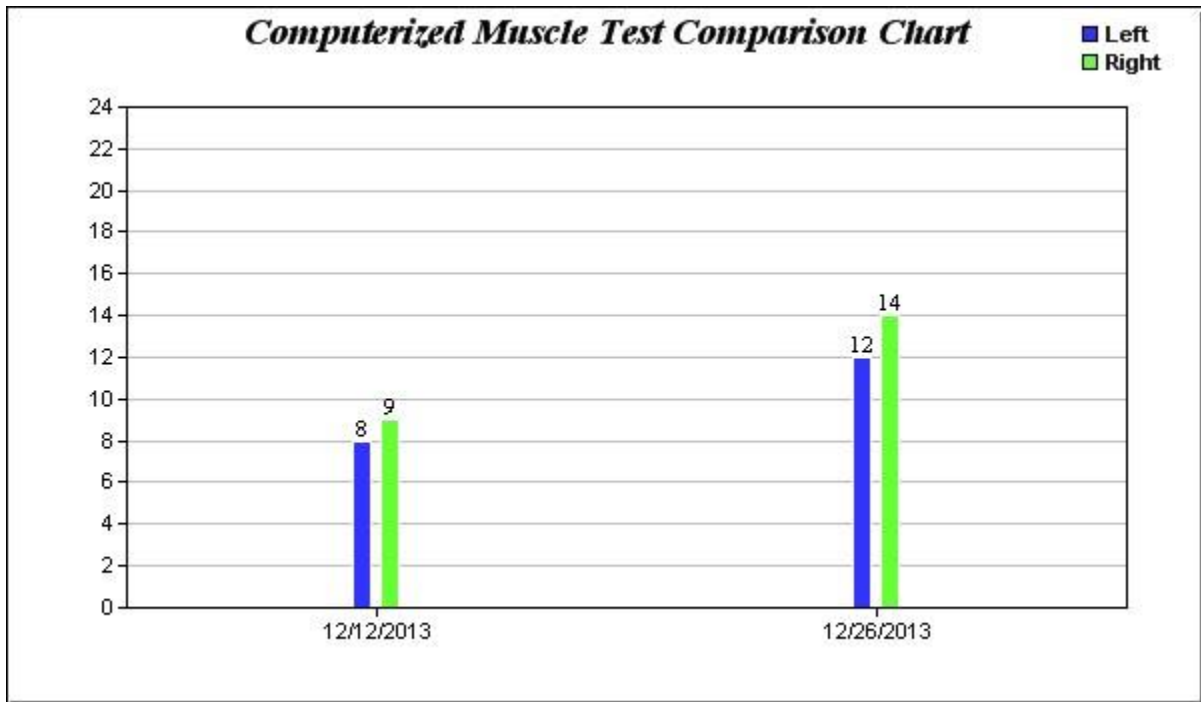
Sternocleidoma/Scaleni/Erector Spinae Session Detail

12/12/2013			12/26/2013				
LEFT OR UNILATERAL	RIGHT	%DIFFERENCE	LEFT OR UNILATERAL	RIGHT	%DIFFERENCE	LEFT % IMPROVEMENT	RIGHT % IMPROVEMENT
8	9	11 %	12	14	14 %	50 %	56 %

Detailed information on all available test dates showing improvement at any point during treatment phase.

Scaleni/Erector Spinae Comparison Detail

	LEFT	RIGHT	%IMPROVEMENT LEFT	%IMPROVEMENT RIGHT
12/12/2013	8	9	n/a	n/a
12/26/2013	12	14	50 %	56 %



Sternocleidomastoid/Anterior Flexion Session Detail

12/12/2013			12/26/2013				
LEFT OR UNILATERAL	RIGHT	%DIFFERENCE	LEFT OR UNILATERAL	RIGHT	%DIFFERENCE	LEFT % IMPROVEMENT	RIGHT % IMPROVEMENT
11	14	21 %	12	14	14 %	9 %	0 %

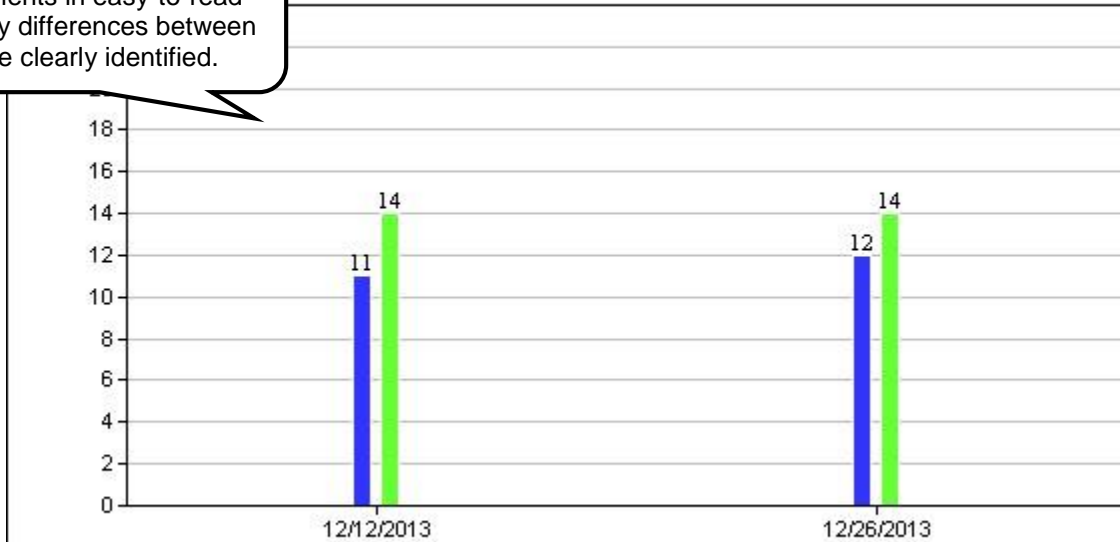
Sternocleidomastoid/Anterior Flexion Comparison Detail

DATE	LEFT	RIGHT	%IMPROVEMENT LEFT	%IMPROVEMENT RIGHT
12/12/2013	11	14	n/a	n/a

Computerized Muscle Test Comparison Chart

■ Left
■ Right

Graph showing patient measurements in easy-to-read format. Any differences between sides are clearly identified.

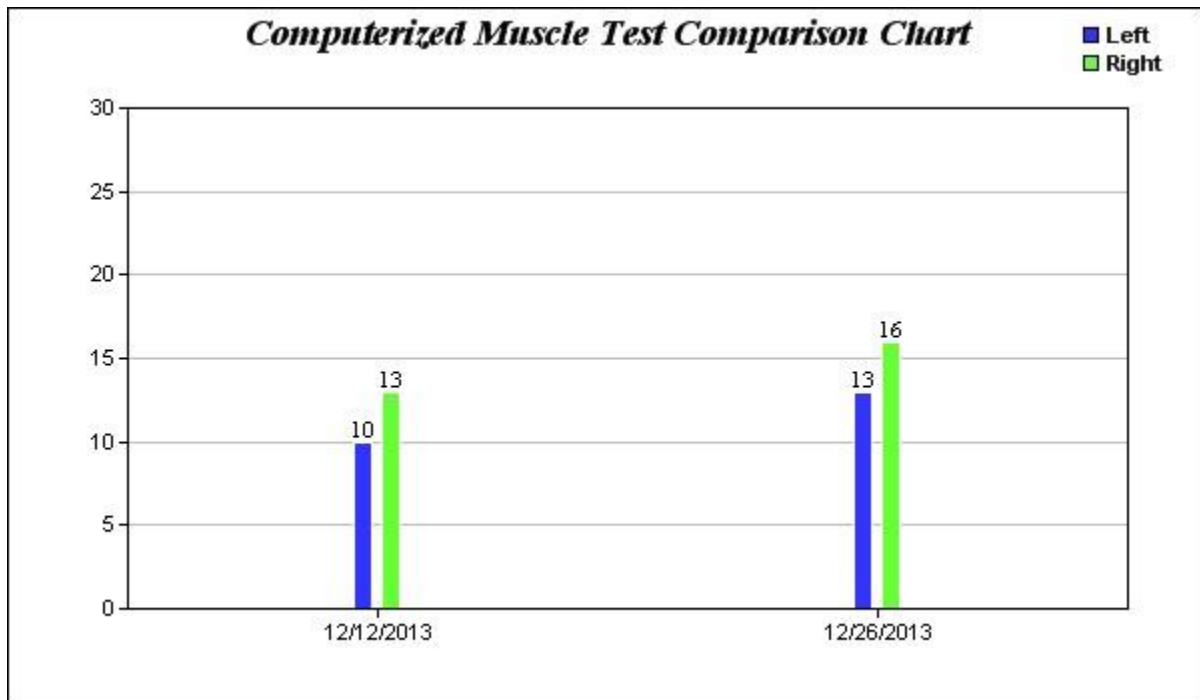


Sternocleidomastoid/Flexion Session Detail

12/12/2013			12/26/2013				
LEFT OR UNILATERAL	RIGHT	%DIFFERENCE	LEFT OR UNILATERAL	RIGHT	%DIFFERENCE	LEFT % IMPROVEMENT	RIGHT % IMPROVEMENT
10	13	23 %	13	16	19 %	30 %	23 %

Sternocleidomastoid/Flexion Comparison Detail

DATE	LEFT	RIGHT	%IMPROVEMENT LEFT	%IMPROVEMENT RIGHT
12/12/2013	10	13	n/a	n/a
12/26/2013	13	16	30 %	23 %



Progressive Chiropractics, Inc.

618 E. South St.

#500

Steamboat Springs, CO 80477

(303) 555-1212

The notes page can be modified electronically or can be printed out to add handwritten notes.